

Motivation

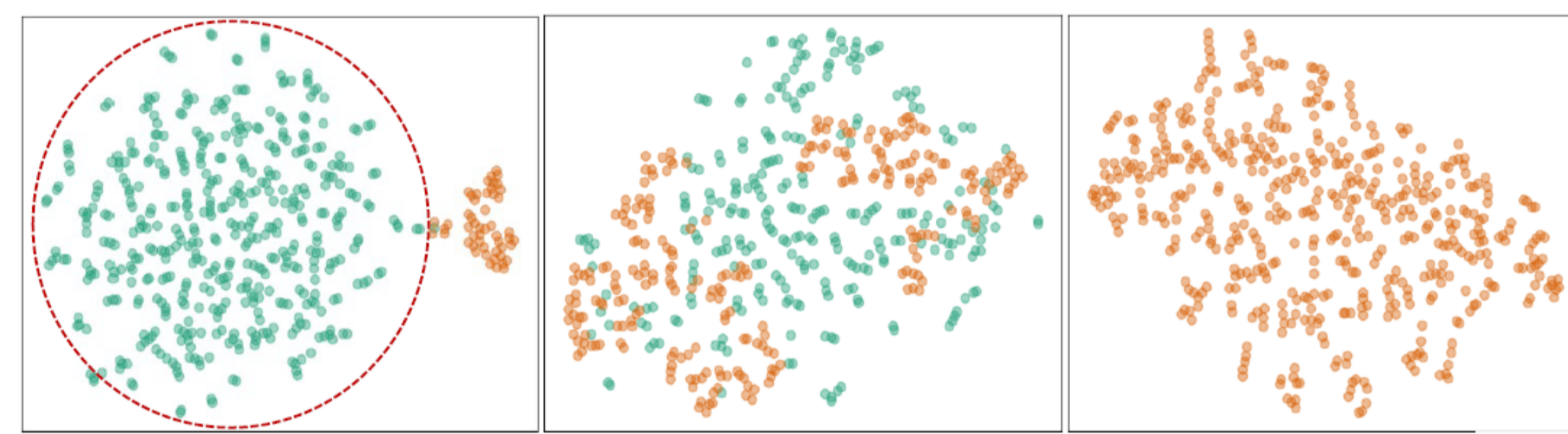
Goal: Learn a visual codebook for tasks such as generation with full codevectors utilisation.

Issue:

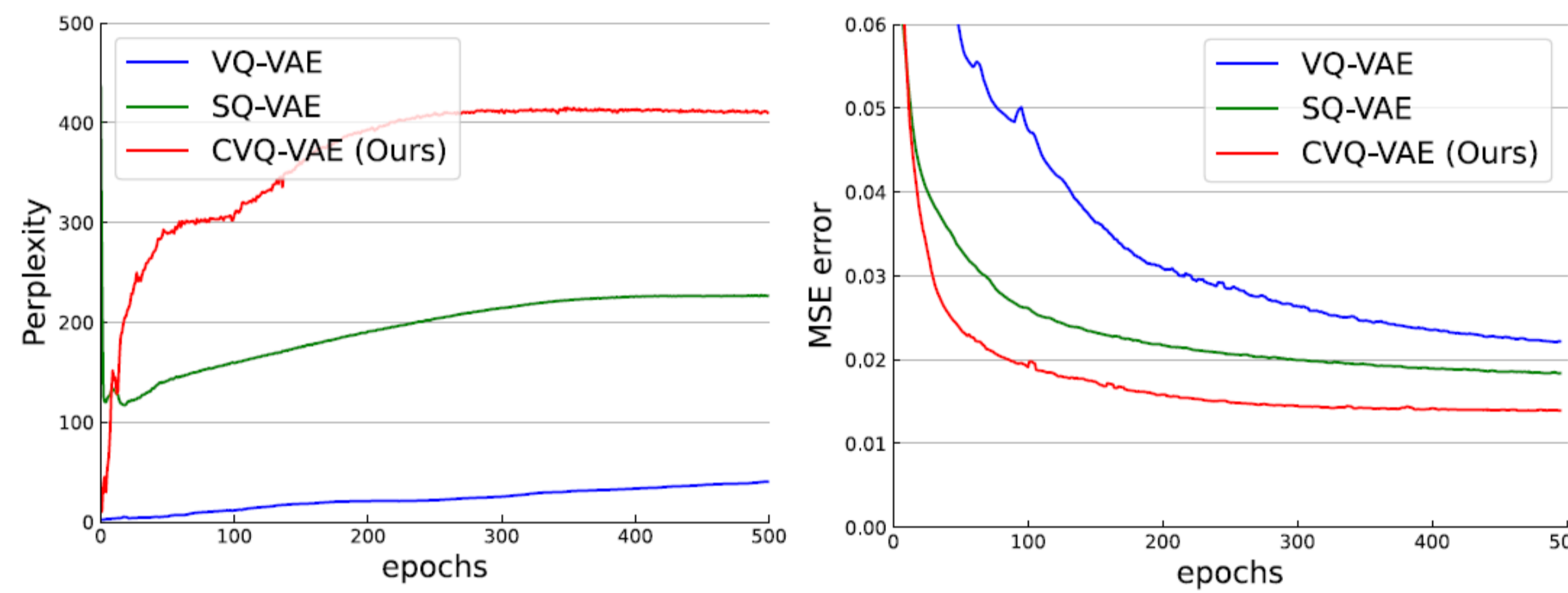
1. Codebook collapse. Only a small subset of active codebook entries are optimized

2. Stop-gradient operator. Loss can only back propagate to the selected entries.

Green Points: "Dead" Codebook Entries



(a) VQ-VAE [37] Usage: 9.96% (b) SQ-VAE [36] Usage: 49.02% (c) CVQ-VAE Usage: 100%



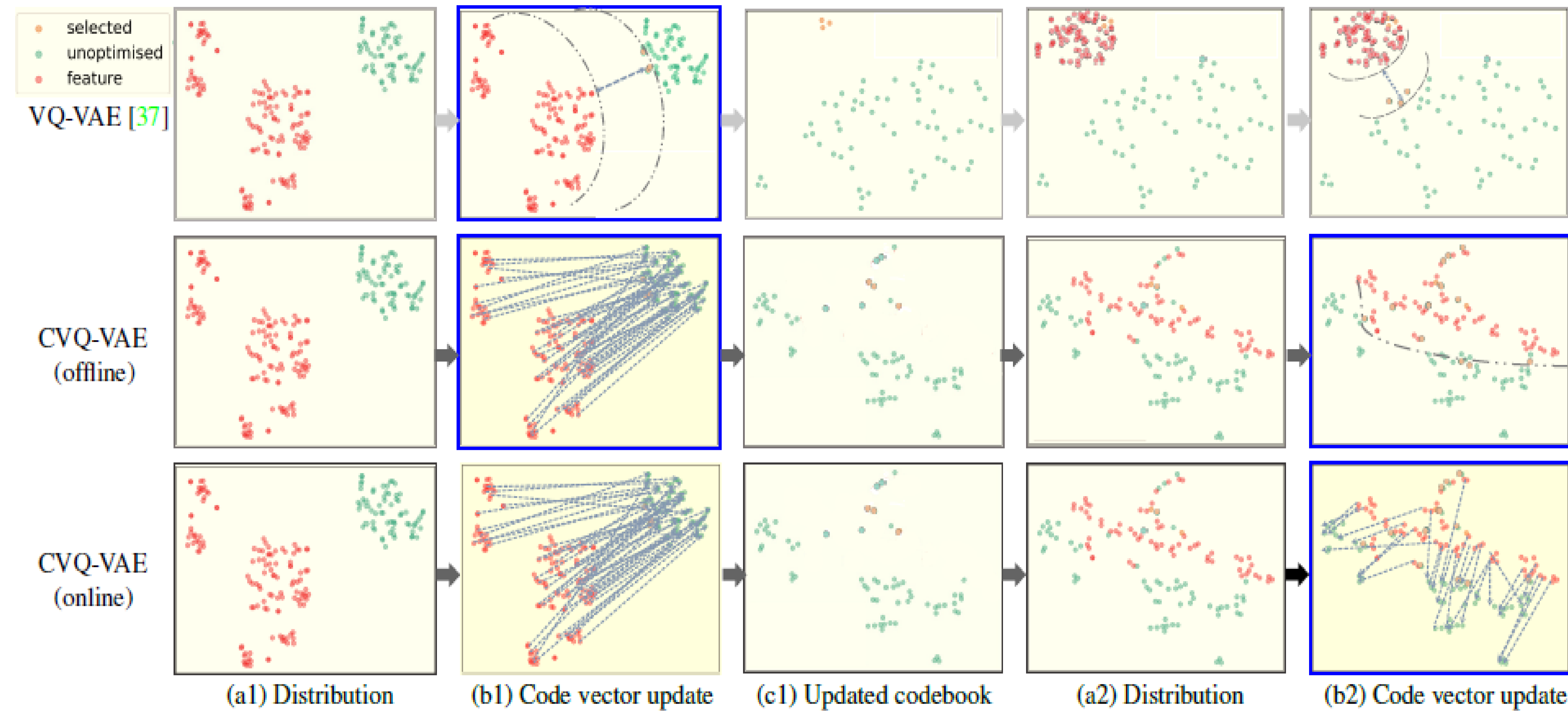
(d) Codebook Perplexity (e) Reconstruction error

How to ensure the embedded features and codebook entries closely adhere to the same distribution?

Stage-1: Perceptual Compression



Contribution: Online Clustered Codebook Optimisation



Codebook Usage:

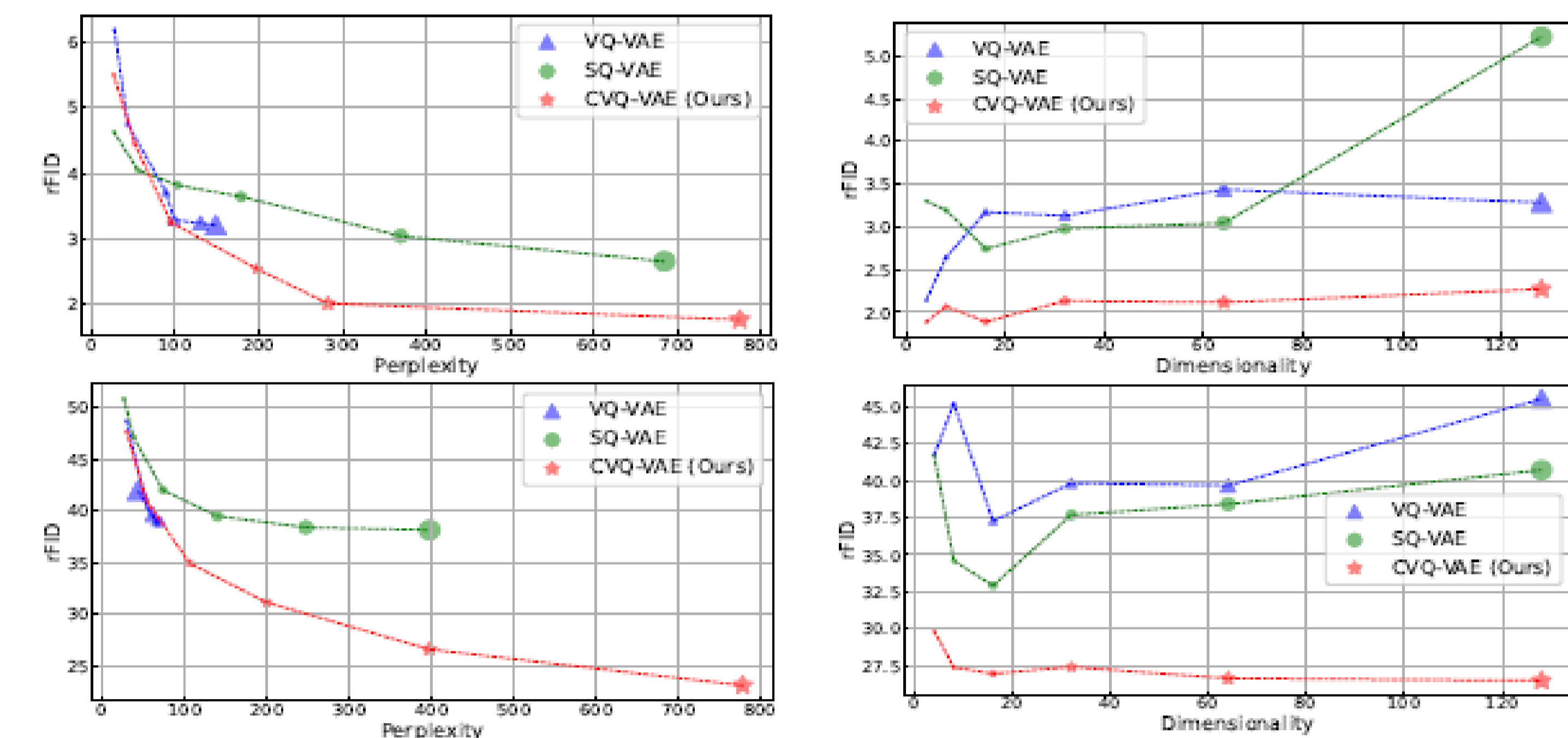
$$N_k^{(t)} = N_k^{(t-1)} \cdot \gamma + \frac{n_k^{(t)}}{Bhw} \cdot (1 - \gamma)$$

Running average updates:

$$\alpha_k^{(t)} = \exp^{-N_k^{(t)} K \frac{10}{1-\gamma} - \epsilon}$$

$$e_k^{(t)} = e_k^{(t-1)} \cdot (1 - \alpha_k^{(t)}) + \hat{z}_k^{(t)} \cdot \alpha_k^{(t)}$$

Stage-1: Ablation Study on Image Quantization



(a) Codebook size. The blobs' size is proportional to the number of codebook vectors {32, 64, 128, 256, 512, 1024}. The larger size naturally leads to better results in our CVQ-VAE.

(b) Codebook dimensionality. The blob's size refers to the dimensionality of codebook vectors {4,8,16,32,64,128}. The higher dimensionality does not ensure a better representation.

(c) Anchor sampling methods. The choice of anchor sampling method has a significant impact on offline (one-time) feature initialization, while the online clustered method is robust for various samplings.

Method	Dataset	rFID↓	
		(offline)	(online)
random	MNIST	3.20	2.27
unique		2.84	2.24
probability		2.78	2.23
closest		2.51	2.59
random	CIFAR10	34.49	26.04
unique		36.99	26.02
probability		31.10	26.62
closest		32.31	25.99

Methods	MNIST (28×28)			CIFAR10 (32×32)			FFHQ (256×256)		
	SSIM ↑	LPIPS ↓	rFID↓	SSIM ↑	LPIPS ↓	rFID↓	SSIM ↑	LPIPS ↓	rFID↓
near codevectors [39]	0.9790	0.0270	3.17	0.8553	0.2553	41.08	0.7282	0.1085	4.31
hard encoded features [8]	0.9814	0.0243	2.25	0.8988	0.1978	29.16	0.7646	0.0870	3.91
running average (ours)	0.9823	0.0236	2.23	0.8991	0.1897	26.62	0.8193	0.0603	2.94

(d) Codebook reinitialization methods. In previous works [39, 8], each code entry is associated only with a single feature.

Stage-2: High-Fidelity Image Generation

Unconditional Generation on LSUN



Class-conditional Generation on ImageNet



Quantitative Results on Image Generation

Methods	FID↓		Model	FFHQ		ImageNet	
	Churches	Bedrooms		Steps	FID↓	Steps	FID↓
StyleGAN [19]	4.21	2.35	RQVAE [22] _{CVPR'2022}	256	10.38	1024	7.55
DDPM [16]	7.89	4.90	MoVQ [44] _{NeurIPS'2022}	1024	8.52	1024	7.13
ImageBART [10]	7.32	5.51	SQ-VAE [33] _{ICML'2022}	200	5.17	250	9.31
Projected-GAN [35]	1.59	1.52	LDM-4 [31] _{CVPR'2022}	200	4.98	250	10.56
LDM [32]-8*	4.02	-	CVQ-VAE (ours)	200	4.46	250	6.87
LDM [32]-4	-	2.95					
LDM [32]-8 (reproduced)	4.15	3.57					
CVQ-VAE-LDM [32]-8	3.86	3.02					

Other prior related works

- Zheng, C., Vuong, T. L., Cai, J., & Phung, D. [Movq: Modulating quantized vectors for high-fidelity image generation](#). NeurIPS, 2022. ([MoVQ](#) was reported means a lot to [Kandinsky2.1](#), [Github](#))
- Vuong, T. L., Le, T., Zhao, H., Zheng, C., Harandi, M., Cai, J., & Phung, D. [Vector Quantized Wasserstein Auto-Encoder](#). ICML 2023.